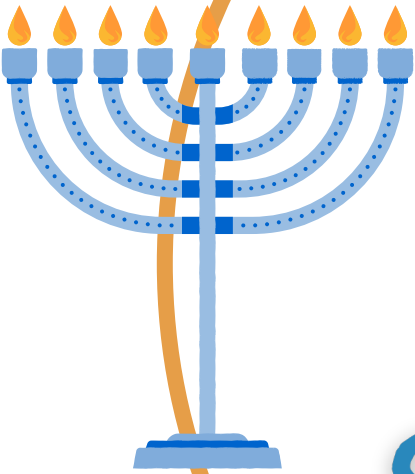


# Hanukkah Gifts

SCAVENGER HUNT





## How to Use Your Hanukkah Scavenger Hunt Cards

Follow these quick and easy steps to make your Hanukkah gift-giving extra special:

1. **Pick Your Version:** Choose Version 1 or Version 2—both are full of festive fun!
2. **Print the Cards:** Print out the scavenger hunt cards of your chosen version.
3. **Cut Them Apart:** Use scissors to cut each clue card along the lines.
4. **Hide the Gifts:** Follow the Answer Key to hide the gifts in the spots that match each clue.
5. **Share the Fun:** Each night, after lighting the candles, hand your child the card for that night. They'll follow the clue to find their gift!
6. **OR Get Creative with Blank Cards:** Use the blank cards included to write your own clues and add a personal touch to your hunt!

Enjoy the excitement and smiles as your family discovers the magic of Hanukkah together!



### Night One

To start this journey, light one flame, find your first surprise near a picture frame.

### Night Two

Two lights aglow, the holiday's here, check where we keep the cooking gear.

### Night Three

Spin the dreidel, let the games begin, find your surprise where snacks are within.

### Night Four

Four candles glowing, we're halfway done, your next clue waits where we let in the sun.

### Night Five

The fifth night's bright with golden hues, look for your gift near your favorite shoes.

### Night Six

Six candles lit, and treats take the show, your next surprise is where sugar might go.



## Night Seven

The seventh light shines warm and bright, find your gift where you snuggle at night.







## Night Eight

Eight candles shining, the brightest of all, your final surprise is where we eat, one and all.







# Answer Key Version 1

Clue: To start this hunt, we light the first flame, find your surprise near something with your name.

Hiding Spot: Under or near a picture frame.

Clue: Two lights aglow, the holiday's here, check where we keep the cooking gear.

Hiding Spot: In or near a kitchen utensil drawer or cabinet.

Clue: Spin the dreidel, let the games begin, find your surprise where snacks are within.

Hiding Spot: In the pantry or snack drawer.

Clue: Four candles glowing, we're halfway done, your next clue waits where we let in the sun.

Hiding Spot: Near a window.

Clue: The fifth night's bright with golden hues, look for your gift near your favorite shoes.

Hiding Spot: Near a shoe rack or closet.

Clue: Six candles lit, and treats take the show, your next surprise is where sugar might go.

Hiding Spot: Near a candy jar or baking supplies.

Clue: The seventh light shines warm and bright, find your gift where you snuggle at night.

Hiding Spot: On a bed or under a blanket.


Clue: Eight candles shining, the brightest of all, your final surprise is where we eat, one and all.

Hiding Spot: Near, under, or on the dinner table, or family eating spot.




### Night One

To start this hunt, we light the first flame,  
Find your surprise near something with your name.




### Night Two

Like Hanukkah gelt, a treat for each night,  
Look where you'd grab a late-night bite.




### Night Three

A small jar of oil burned eight long days,  
Find your surprise where the mirrors gaze.




### Night Four

The music plays, the dreidels spin,  
Look where we keep your jackets tucked in.




### Night Five

Look to the skies day or night,  
Your next gift's near where you see the sun and stars shine bright.



### Night Six


Hanukkah's here, with laughter and cheer,  
Find your gift where we all sit near.













### Night Seven

Seven candles shining, each one tall,  
look where we do laundry for all.



### Night Eight

The last night's here, eight candles  
alight, your last surprise is where  
dreams take flight.





# Answer Key Version 2

Clue: To start this hunt, we light the flame, find your first surprise near something with your name.

Hiding Spot: Near a personalized item, like a nameplate or labeled decor.

Clue: Like Hanukkah gelt, a treat for each night, look where you'd grab a late-night bite.

Hiding Spot: Near the refrigerator or pantry.

Clue: A small jar of oil burned eight long days, find your surprise where the mirrors gaze.

Hiding Spot: Near a mirror.

Clue: The music plays, the dreidels spin, look where we keep your jackets tucked in.

Hiding Spot: In a closet or near a coat rack.

Clue: Look to the skies day or night, your next gift's near where you see the sun and stars shine bright.

Hiding Spot: Near a window, telescope, or nightlight.

Clue: Hanukkah's here, with laughter and cheer, find your gift where we all sit near.

Hiding Spot: Near a couch, living room seating area, or another gathering spot.

Clue: Seven candles shining, each one tall, look where we do laundry for all.

Hiding Spot: In the laundry room.

Clue: The last night's here, eight candles alight, your grand surprise is where dreams take flight.

Hiding Spot: Near their bed or pillow.

Night One

Night Two

Night Three

Night Four

Night Five

Night Six

Night Seven

Night Eight

